

## SOLARLOK 2.0 DC PLUG CONNECTOR AND SPLICES

### FOR 1500V PV INSTALLATIONS

#### KEY FEATURES

- Reduces installation time up to 80% compared to SOLARLOK PV4-S
- Reduces total applied cost of the value chain
- Range taking: one connector fits 2.5 to 6 mm<sup>2</sup> (AWG 14-10)
- Easy and fast installation with no custom tools required
- No stripping of the cable required for increased efficiency and connection lifetime
- All-in-one design, no risk of incomplete connectors
- Unique gel-filling ensure IPx8 water ingress protection (1m/24hours)
- CE marking
- IEC 62852 and UL 6703 approved

TE Connectivity's (TE) SOLARLOK SLK 2.0 connectors and splices are for PV cable connection to the PV panel in installations with an extended voltage rating of 1500V TUV, IEC and UL. They can also be used in inverters. Manufactured in PPE and PS, the SOLARLOK SLK 2.0 can withstand high UV exposure and extreme climatic conditions. The connectors and the splices are gel-filled to ensure IPx8 water ingress protection. Our DC connectors are built for flame retardancy, are robust and resist animal intrusion.

The SOLARLOK SLK 2.0 connectors and splices are range taking and can cover solar cables from 2.5 mm<sup>2</sup> (14 AWG) to 6.0 mm<sup>2</sup> (10 AWG).

They are easy and fast field-installable connectors using Insulation Displacement Contact (IDC) technology that removes the need for cable stripping and helps reduce the installation time to less than 15 seconds per connector. They don't require specific custom tools, only a standard channellock plier.

The SOLARLOK SLK 2.0 connectors are available in both male and female versions. And the SOLARLOK SLK 2.0 splices are equipped with a dove tail feature to stack them side-by-side.

**Customers can count on consistent, high quality products, driven by TE's proven innovation and backed by our extraordinary customer support.**


## SOLARLOK 2.0 DC Plug Connector and Splices



### SOLARLOK 2.0 CONNECTORS

Description	Part Number
SOLARLOK 2.0 Pin Connector	2315176-1
SOLARLOK 2.0 Socket Connector	2308033-1
SOLARLOK 2.0 Kit, Pin and Socket Connector	2347245-1

### EASY TO USE IN 3 STEPS



INSERT CABLE



PRESS BUTTON  
(Terminate Cable)



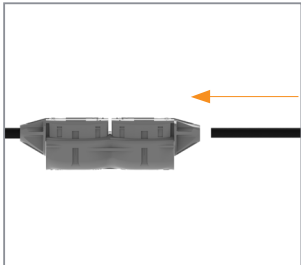
READY  
(Fully Closed)

Note: For detailed instructions, check Application Specification 114-133104

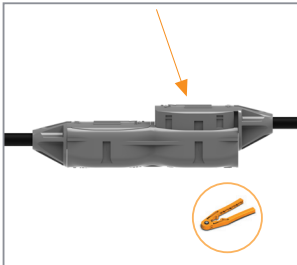
### SOLARLOK 2.0 SPLICES

Description	Part Number
SOLARLOK 2.0 Splice	2336077-1


### EASY TO USE IN 3 STEPS



INSERT CABLE



PRESS BUTTON  
(Terminate Cable)



READY  
(Fully Closed)

Note: For detailed instructions, check Application Specification 114-133104

### RECOMMENDED TOOLS




SOLARLOK HAND TOOL  
2341979-1




SOLARLOK DELATCH TOOL  
2342988-1

### ACCESSORIES



DUST CAP FOR  
MALE HOUSING  
2232228-1



DUST CAP FOR  
FEMALE HOUSING  
2232227-1

Learn more: [TE.com/SOLARLOK](http://TE.com/SOLARLOK)

© 2021 TE Connectivity. All Rights Reserved. EPP-3682-DDS-04/21-EN

TE, TE Connectivity, TE connectivity (logo), EVERY CONNECTION COUNTS, SOLARLOK are trademarks owned or licensed by TE Connectivity. Other logos, product and company names mentioned herein may be trademarks of their respective owners. While TE has made every reasonable effort to ensure the accuracy of the information in this brochure, TE does not guarantee that it is error-free, nor does TE make any other representation, warranty or guarantee that the information is accurate, correct, reliable or current. TE reserves the right to make any adjustments to the information contained herein at any time without notice. TE Connectivity's obligations shall only be as set forth in TE Connectivity's Standard Terms and Conditions of Sale for this product and in no case will TE Connectivity be liable for any incidental, indirect or consequential damages arising out of the sale, resale, use or misuse of the product. TE expressly disclaims all implied warranties regarding the information contained herein, including, but not limited to, any implied warranties of merchantability or fitness for a particular purpose. The dimensions, specifications, and/or information contained herein are for reference purposes only and are subject to change without notice. Consult TE for the latest dimensions, specifications, and/or information. Users of TE Connectivity products should make their own evaluation to determine the suitability of each such product for the specific application.

Authorized Dealer:



[www.repelec.com.au](http://www.repelec.com.au)  
[sales@repelec.com.au](mailto:sales@repelec.com.au)  
 Ph: 1300 555 586