

LUMA-LOCK



THE SPECIFICS

The range consists of pre-determined lengths of wire for the installation of primary and secondary installations with a choice of Safe Working Loads:

- G 10kg SWL
- S 35kg SWL

Designed to be used in conjunction with Rize, Zip-Clip, Con-Lock, Dec-Lock, Shot-Lock and Uni-Lock

THE APPLICATIONS

Suitable for primary and secondary support for suspending:

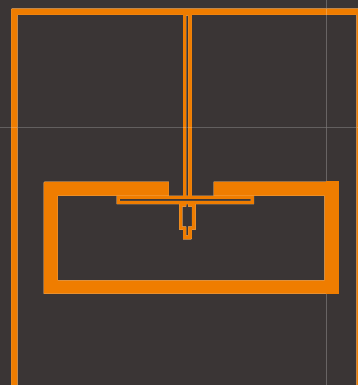
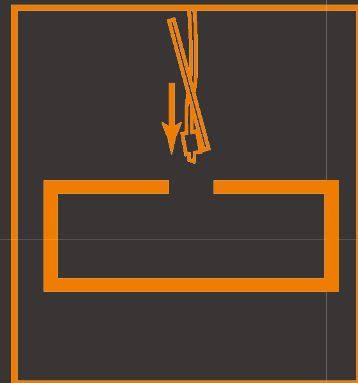
- Lighting Fittings
- Heat Panels
- Plenum Boxes
- Basket, Ladder and Tray

THE TECHNICAL INFORMATION

- Reduces the use of studding and channel
- One fixing point per drop
- Can be fixed to installation at ground level
- High tensile galvanised wire 1960N/mm² grade 7 x 7 construction
- BSEN 12385 Standard

THE INSTALLATION

- The attachment of the Luma-Lock system can be done at ground level
- Attach the two toggles through the rear of the system being suspended
- By inverting the toggle parallel to the wire the toggle will swing through 90 degrees
- Ensure hole is no larger than 12mm diameter
- Pass the free end of the wire from your top suspension through the zip-clip in the direction of the arrow
- Pass through the plastic protected loop of the Luma-Lock and back through the zip-clip leaving 15cm of wire protruding
- Always confirm engagement of the zip-clip on the wire by pushing the pin in the opposite direction to the arrows indicated
- Legs should not exceed 60 degrees



THE RANGE

Service support to be used in conjunction with RIZE, Zip-Lock, Con-Lock, Dec-Lock, Shot-Lock and Unit-Lock, reducing the use studding and channel

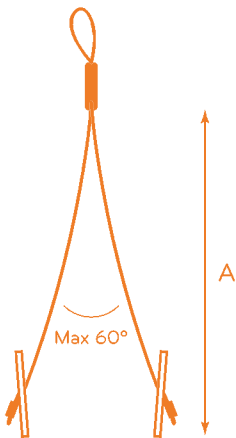


LUMA-LOCK



PRODUCT CODE	DESCRIPTION	SWL	PACK QTY.
LUMG50-200	Toggle suspension system suitable for spans of 50-200mm	10kg	10
LUMG300-400	Toggle suspension system suitable for spans of 300-400mm	10kg	10
LUMG600	Toggle suspension system suitable for spans of 600mm	10kg	10
LUM50-200	Toggle suspension system suitable for spans of 50-200mm	35kg	10
LUM300-400	Toggle suspension system suitable for spans of 300-400mm	35kg	10
LUM600	Toggle suspension system suitable for spans of 600mm	35kg	10

Not all sizes in stock.



- LUMG50-200 A = 300mm
- LUMG300-400 A = 460mm
- LUMG600 A = 550mm
- LUM50-200 A = 300mm
- LUM300-400 A = 460mm
- LUM600 A = 550mm

