

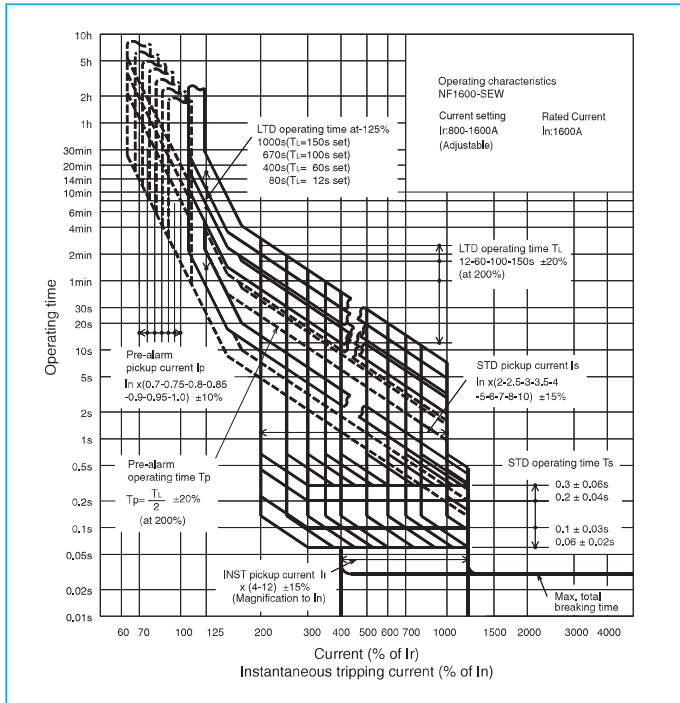
NF1600-SEW



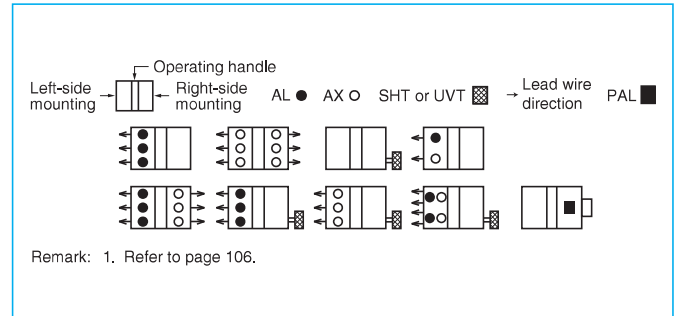
NF1600-SEW

Model		NF1600-SEW		
Rated current I_n (A)		Adjustable 800–1600		
Number of poles		3	4	
Rated insulation voltage U_i (V)		690		
Rated short-circuit breaking capacity (kA)	IEC 60947-2 (I_{cu}/I_{cs})	AC	690V	25/13
			500V	65/33
			440V	85/43
			400V	85/43
			230V	125/63
Standard attached parts		Front connection	Mounting screw: M8 × 40 (4pcs) Insulating barrier: (3P: 2pcs, 4P: 3pcs) Auxiliary handle: (1pc)	
		Rear connection	Mounting screw: M8 × 40 (4pcs) Auxiliary handle: (1pc)	

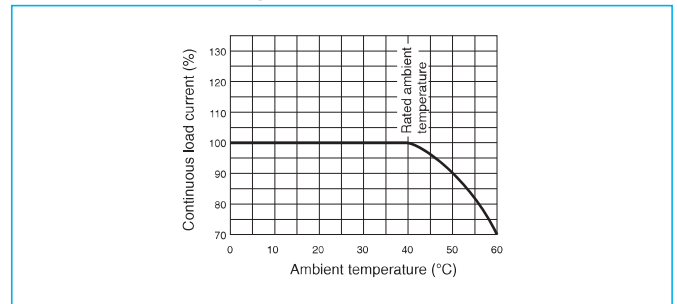
Operating Characteristics



Internal Accessories



Current Reducing Curve



External Accessories

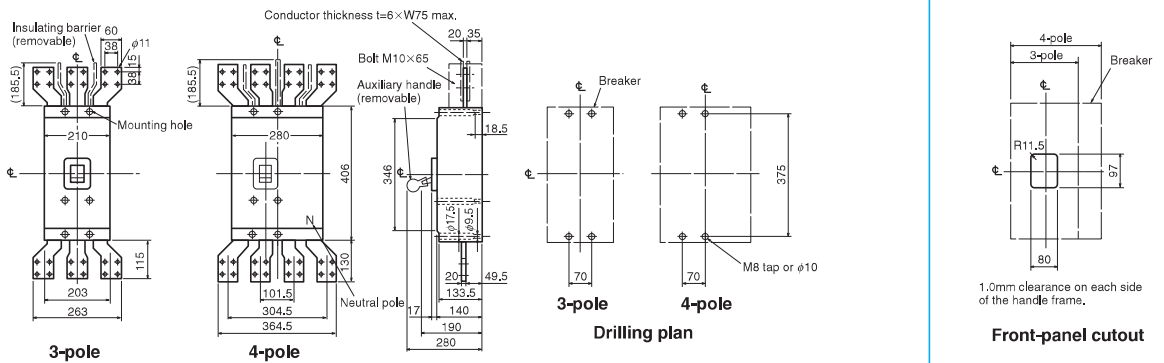
(An order for ☆ should be placed at the same time as an order of circuit breaker main body.)

Accessories		Type name	Reference page	Accessories		Type name	Reference page
Operating handle	F	3P F10SW	119	Auxiliary handle	HT	HT-10SW	130
		4P F10SW4P		Handle lock device	HL	HL (☆)	129
Mechanical interlock	MI	3P MI-16SW3	131	Electrical operation device	NFM	3P 4P	(*1)
		4P MI-16SW4					

Note *1 Specify the operation method and voltage. Order in combination with the breaker unit.

Outline Drawing

Front connection



Rear connection

