

7 Characteristics and Dimensions 1

Molded Case Circuit Breakers

NF125-CV NF125-SV NF125-HV

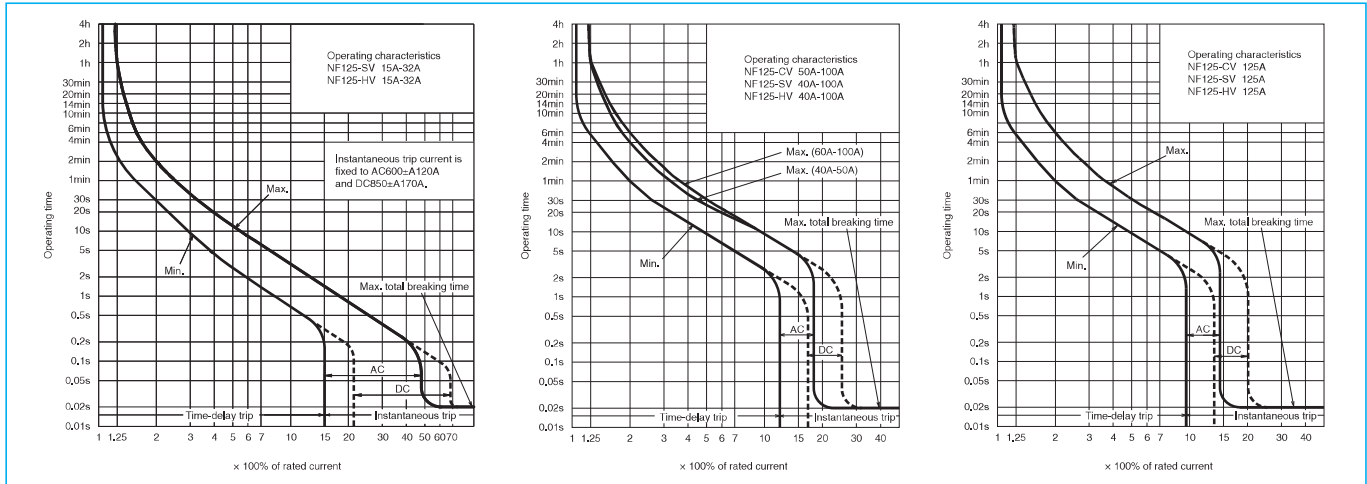


NF125-SV

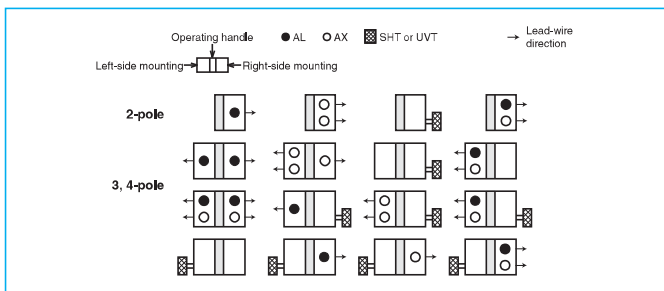
Model		NF125-CV					NF125-SV			NF125-HV					
Rated current I _n (A)		50 (60) 63 (75) 80 100 125					(15) 16 20 (30) 32 40 50 (60) 63 (75) 80 100 125			(15) 16 20 (30) 32 40 50 (60) 63 (75) 80 100 125					
Number of poles		2		3			2	3		4		2	3	4	
Rated insulation voltage U _i (V)		600					690			690					
Rated short-circuit breaking capacity (kA)	IEC 60947-2 (Icu/Ics)	AC	690V		-					8/8			10/8		
			500V		7.5/4					18/18			30/23		
			440V		10/5					25/25			50/38		
			415V		10/5					30/30			50/38		
			400V		10/5					30/30			50/38		
			380V		10/5					30/30			50/38		
		230V		30/15					50/50			100/75			
DC	250V (*1)		7.5/4					40/40			-				
	Standard attached parts (front connection)		Mounting screw: M4x0.7x55 (2 and 3P: 2pcs, 4P: 4pcs) (*2) Insulation barrier: (2P: 1pc, 3P: 2pcs, 4P: 3pcs)												

Notes *1 Use two poles for three- and four-pole products.
If wired as shown at the bottom on page 14, three and four poles can be used for up to 400 and 500VDC, respectively.
*2 Supplied with NF125-SV and NF125-HV.

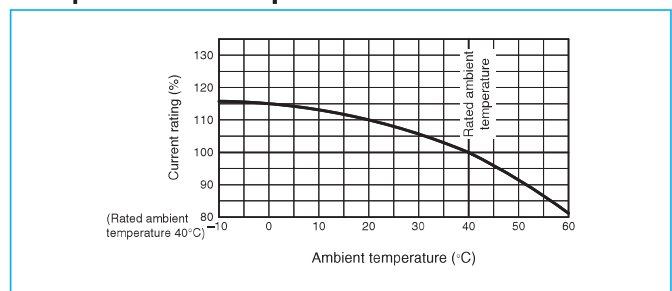
Operating Characteristics



Internal Accessories



Temperature Compensation Curve



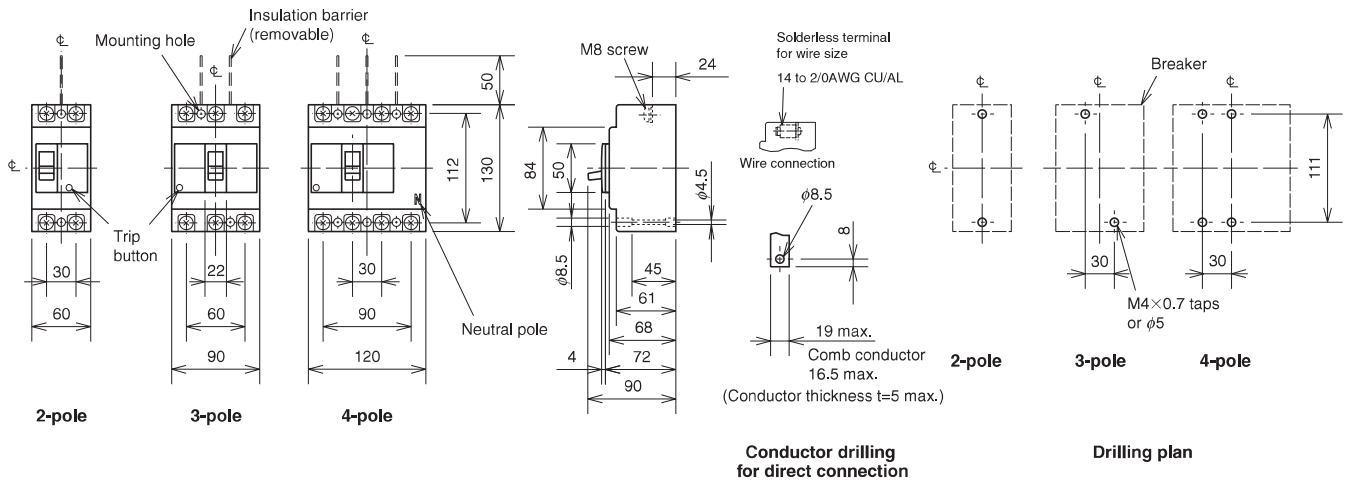
External Accessories

Accessories		Type name	Reference page	Accessories		Type name	Reference page		
Operating handle	F	2P: F-1SV2 3, 4P: F-1SV	119	Mechanical interlock	MI	2, 3P: MI-05SV3 4P: MI-05SV4	131		
	V	2P: V-1SV2 3, 4P: V-1SV	121		Terminal cover	Small	TC-S	2P: TCS-1SV2 3P: TCS-1SV3	123
		LC	LC-05SV				129	Large	
	HL(*1)		HLF-05SV HLN-05SV			Skeleton			
HL-S		HLS-05SV	Rear	BTC				2P: BTC-1SV2 3P: BTC-1SV3	
	Handle lock device			Plug-in		PTC		2P: PTC-1SV2 3P: PTC-1SV3	
Electrical operation device		(*2)				135			

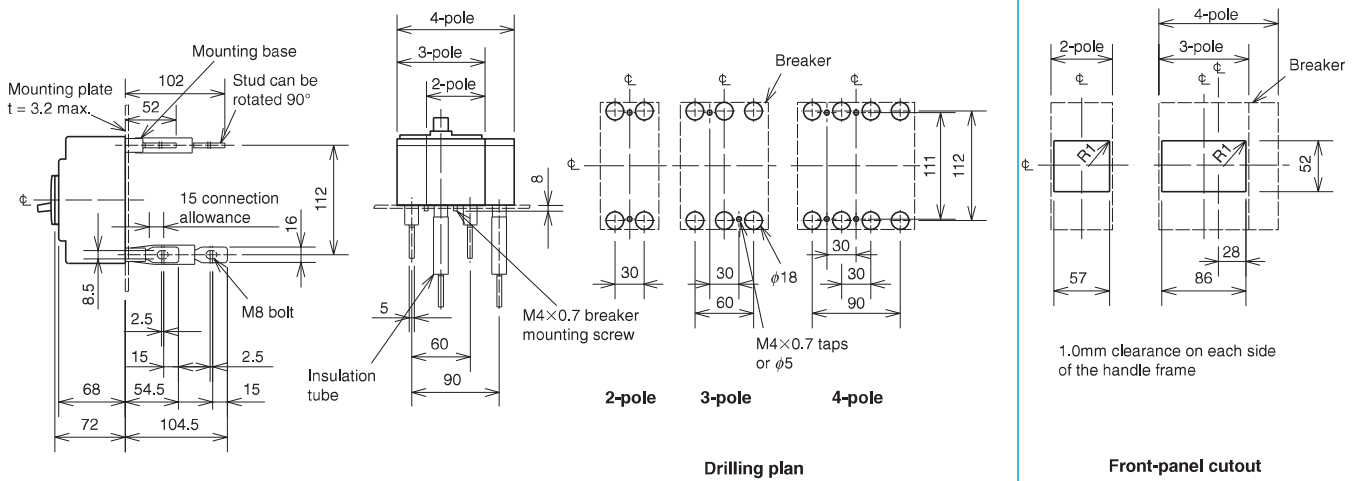
Notes *1 HLF types are used for OFF lock and HLN types for ON lock.
*2 Specify the working voltage. Refer to the reference page for type name.

Outline Drawing

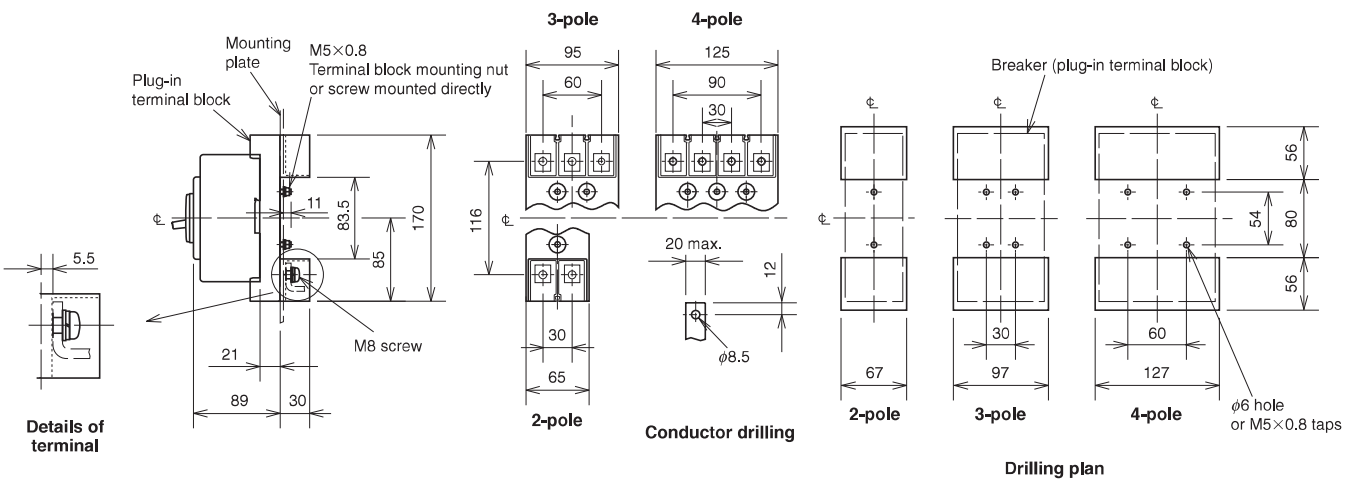
Front connection



Rear connection



Plug-in



Remarks: 1. The 2-pole models of NF125-HV are 3-pole models with the central pole removed.
 2. Only 2-and 3-pole models are available for NF125-CV.