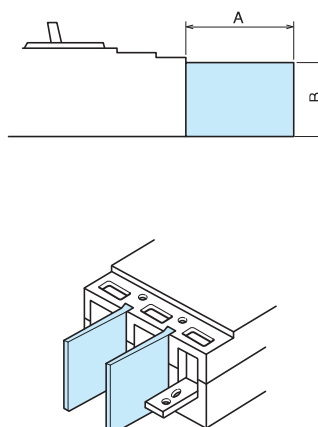


● Insulating Barrier-Front (BA-F)

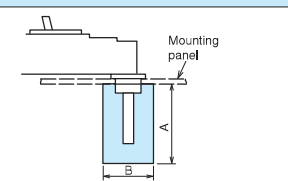
Table 6-29 Summary of dimensions

Type name	Applicable model		Dimensions (mm)		Quantity per breaker			Reference diagram
	MCCB	ELCB	A	B	2P	3P	4P	
BAF-05SV	NF32-SV NF63-CV NF125-CV	NV32-SV NV63-CV NV125-CV	50	59.5	1 (*2)	2	3	
	NF63-SV/HV NF125-SV/HV/UV	NV63-SV/HV NV125-SV/HV						
BAF-2SV	NF125-SEV/HEV NF125-SGV/LGV/HGV/RGV NF160-SGV/LGV/HGV NF250-CV/SV/HV/UV/SEV/HEV NF250-SGV/LGV/HGV/RGV NF250-SEV/HEV/ZEV with MDU	NV125-SEV/HEV NV250-CV/SV/HV/SEV/HEV NV250-SEV/HEV with MDU	100	59.5	2	4	6	
BAF-05SVU	NF100-CVFU	NV100-CVFU	50	59.5	2	4	-	
	NF125-SVU NF125-HVU	NV125-SVU NV125-HVU						
BAF-2SVU	NF250-SVU NF250-HVU	NV250-SVU NV250-HVU	100	59.5	-	4	-	
BAF-2SWU	NF225-CWU	-	100	59.5	-	4	-	
BAF-4SW	NF400-CW/SW/SEW/HEW/REW NF630-CW/SW/SEW/HEW/REW	NV400-CW/SW/SEW/HEW/REW NV630-CW/SW/SEW/HEW	110	98.5	2	4	6	
BAF-4UW (*1)	NF400-UW(3P)	-	110	132/ 98.5	-	4	-	
BAF-8SW	NF800-CEW/SEW/SDW/HEW/REW	NV800-SEW/HEW	110	98.5	1	2	3	
BAF-10SW	NF400-UW(4P) NF800-UW, NF1000-SEW NF1250-SEW/SDW	-	110	132	1	2	3	
BAF-SKW	NF-SKW	-	110	98.5	-	4	-	
BAF-SLW	NF-SLW	-	110	98.5	-	2	-	
BAF-16SW	NF1600-SEW/SDW	-	185	132	1	2	3	

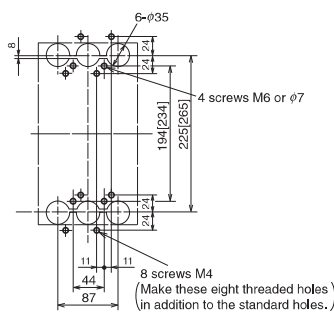
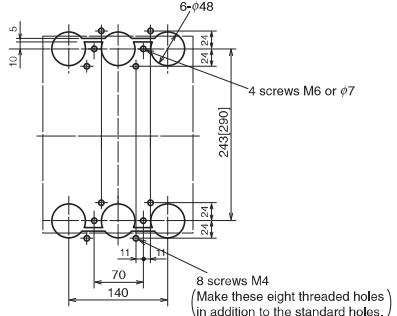
Notes *1 The barriers BAF-4UW for the power supply and load sides vary in the dimension B.
*2 Not supplied with ELCB.

● Insulating Barrier-Rear (BA-B)

Table 6-30 Summary of dimensions

Type name	Applicable model		Dimensions (mm)		Quantity per breaker			Reference diagram
	MCCB	ELCB	A	B	2P	3P	4P	
BAB-4SW	NF400-CW/SW/SEW/HEW/REW NF400-UW(3P) NF630-CW/SW/SEW/HEW/REW	NV400-CW/SW/SEW/HEW/REW NV630-CW/SW/SEW/HEW	140	74.5	-	4	6	
BAB-8SW	NF800-CEW/SEW/SDW/HEW/REW NF400-UW(4P) NF800-UW	NV800-SEW/HEW	140	74.5	-	4	6	

Drilling size for use of BA-B (in the case of 3-pole circuit breaker)

NF400-CW, NF400-SW, NF400-SEW, NF400-HEW, NF400-REW, NF400-UW NV400-CW, NV400-SW, NV400-SEW, NV400-HEW, NV400-REW NF630-CW, NF630-SW, NF630-SEW, NF630-HEW, NF630-REW NV630-CW, NV630-SW, NV630-SEW, NV630-HEW		NF800-CEW, NF800-SEW, NF800-HEW, NF800-REW, NF800-UW NV800-SEW, NV800-HEW	
Power supply side	Note The dimensions in brackets are those for NF400-UW.	Load side	Note The dimensions in brackets are those for NF800-UW.
			

The drilling size drawings show the dimensions viewed from the rear side.